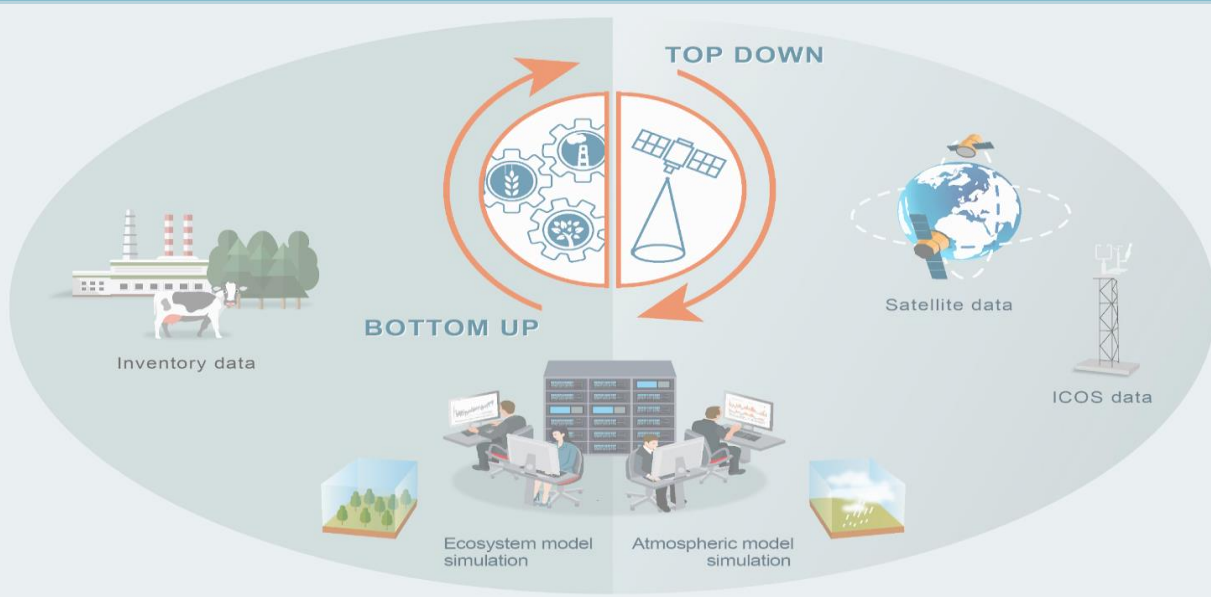




VERIFY General Assembly

EPA Ireland Feedback *Katherine Dooley*

May 9th -11th , 2022



This project has received funding from the European Union's Horizon 2020 research and innovation programme under grant agreement No 776810



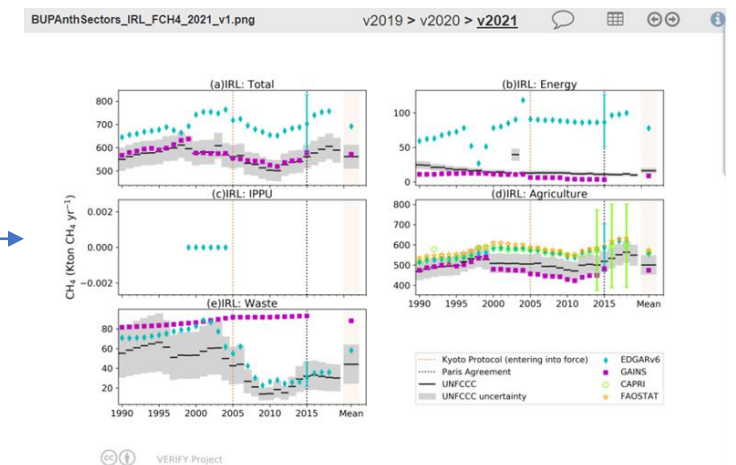
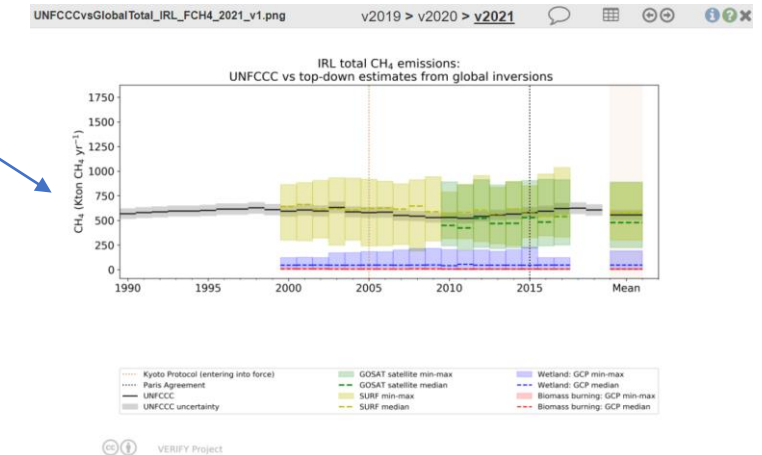
Overall Feedback:

The project has provided excellent work and it has been a pleasure to be a part of it.

The EPA appreciate all the hard work that has taken place on this.

Future improvements

- The inventory figures for Ireland sit well within the range of the modelling outputs which is a positive.
- Analysis of the plots indicate that Ireland's inventories are statistically on the high end of the modelling outputs displayed, this may be because the IPCC guidelines are conservative.
- On the trends; we recognize that several factors can impact on absolute values. E.g. the sectoral plot for CH₄ in the Energy sector for Ireland the trend of EDGARv6 is very different to the trend of the UNFCCC emission whereas GAINS matches relatively well, however we see the opposite in the Waste sector plot. More work on these is needed or a detailed explanation of inputs so that the scope of both datasets can be compared.



Future improvements



- We would like an improvement on the readability of the graphs. Keeping a non-expert in mind, currently the graphs are difficult to interpret.

We suggest this be achieved through:

- Clear explanations of the inputs and parameters for the models.
- Concise descriptions of the uncertainties around the estimates provided. This could possibly be achieved through a descriptor on the landing page.
- Additional information on the differences between the models used and a justification for their use.
- Can an x-y graph also be used to display the findings?

While further work is needed, overall, the project has produced some useful insights and outcomes.

We look forward to contributing to future work.

Thank you!